



# Door Styles & Colours

With a vast selection of styles and an infinite choice of colours to choose from our range of Contemporary and Traditional door designs feature smooth or woodgrain finishes.

Coupled with our TriSYS® glazing frames, you are sure to find the perfect match to your home,



The Edinburgh Three



The Slane Two



The Slane Four



The Chirk



The Stirling

## Woodgrain colours



Irish Oak



Golden Oak



Rosewood



The Warwick



The Kilkenny



The Ludlow



The Bramley



The Pembroke

## Premium colours



Canyon



Thistle



Biscuit



The Blair



The Durham



The Dunluce



Pashmina



Chilli Red



Duck Egg



The Caerphilly



The Montgomery



The Drummond



Olive



Aubergine



Bastille Blue



Prussian Blue



Teal



Deep Lead

# Door Styles & Colours



## Standard colours



White

Green

Red



Blue

Black

Anthracite


## Foil-Matched colours



Cream White

Chartwell Green


Agate Grey



Silver Grey

Steel Blue

Slate Grey



Cement Grey

Anthracite Grey



The Beaumaris



The Edinburgh One



The Edinburgh Three



The Dover One



The Tintagel



The Conwy



The Balmoral



The Alnwick



The Carrikfergus



The Harlech



The Canning 1, 2 or 3



The Inverary



The Lancaster



The Ross



The Raglan



The Cawdor



The Rochester



The Kylemore



# The Beaumaris

The Beaumaris door range is a classic choice. With a selection of glass options and colour choices, homeowners can personalise their door to make a beautiful welcome statement.

FEATURE IMAGE | Door Colour: **Silver Grey** | Decorative Glass: **Nebraska**



Door Colour: **Aubergine**  
Decorative Glass: **Nebraska**



Door/Frame Colour: **Golden Oak**  
Decorative Glass: **Impressions**



Door Colour: **Teal**  
Decorative Glass: **Topaz**



Door/Frame Colour: **Slate Grey**  
Decorative Glass: **Simplicity**



Door/Frame Colour: **Chartwell Green**  
Decorative Glass: **Victorian Border**



Door Colour: **Red**  
Decorative Glass: **Classic**



Door/Frame Colour:  
Decorative Glass:



Door Colour: **Biscuit**





# The Edinburgh 1

Our Edinburgh 1 door range offers an understated style to suit any home. Choose from the standard Edinburgh 1 collection, or select an Arch option for additional style. A wide range of decorative glass and colour options are available throughout the range.

FEATURE IMAGE | Door Colour: Chartwell Green | Decorative Glass: Gridlite Etch



Door Colour: **Duck Egg**  
Decorative Glass: **Gridlite Etch**



Door/Frame Colour: **Steel Blue**  
Decorative Glass: **Impressions**



Door Colour: **Canyon**  
Decorative Glass: **Crystal Flowers**



Door/Frame Colour: **Silver Grey**  
Decorative Glass: **Ohio**



# The Edinburgh 3



For customers looking to maximise the light coming into their home, the Edinburgh 3 range is the perfect choice. With a large selection of superior glass designs, homeowners can make a design statement with a beautiful, light filled door.

FEATURE IMAGE | Door/Frame Colour: Anthracite Grey | Decorative Glass: Montana



Door/Frame Colour: **Slate Grey**  
Decorative Glass: **Victorian Border**



Door Colour: **Pashmina**  
Decorative Glass: **Classic**



Door/Frame Colour: **Anthracite Grey**  
Decorative Glass: **Nebraska**



Door Colour: **Chilli Red**  
Decorative Glass: **Montana**



# The Dover 1

When your door needs to offer privacy, the elegant Dover 1 door range is a great choice. The Dover 1 range combines the perfect mix of traditional and modern aesthetics to suit any property.

FEATURE IMAGE | Door Colour: **White** | Decorative Glass: **Crystal Flowers**



Door Colour: **Biscuit**  
Decorative Glass: **Crystal Flowers**



Door/Frame Colour: **Silver Grey**  
Decorative Glass: **Murano**



Door Colour: **Bastille Blue**  
Decorative Glass: **Numbers**



Door/Frame Colour: **Agate Grey**  
Decorative Glass: **Rain**



# The Dover 3



The traditional Dover 3 door range offers an attractive glass design that sits beautifully within the door panel to allow additional light into the home. And with a large choice of classic or contemporary glass designs to choose from, customers can personalise their door to make a real design statement.

FEATURE IMAGE | Door Colour: Slate Grey | Decorative Glass: Leaded Grid on Satin



Door/Frame Colour: Cream White  
Decorative Glass: Michigan



Door Colour: Aubergine  
Decorative Glass: Victorian Border



Door/Frame Colour: Irish Oak  
Decorative Glass: Montana



Door Colour: Duck Egg  
Decorative Glass: Leaded Grid on Satin

## The Slane 2

The clean lines of the traditional Slane 2 door range provides a solid door solution for maximum privacy. And for customers wanting to add a small touch of light, subtle glass options are available to add both elegance while protecting privacy.

FEATURE IMAGE | Door/Frame Colour: **Agate Grey** | Decorative Glass: **Crystal Flowers**



Door Colour: **Black**



Door/Frame Colour: **Silver Grey**  
Decorative Glass: **Michigan**



Door Colour: **Olive**  
Decorative Glass: **Crystal Flowers**



Door/Frame Colour: **Chartwell Green**  
Decorative Glass: **Simplicity**



# The Slane 4



The Slane 4 range is a beautiful design classic with sophisticated door aesthetics. The classic style and choice of glass and colour options allows for personalisation to grace the entrance of any home.

FEATURE IMAGE | Door Colour: **Black** | Decorative Glass: **Nebraska**



Door/Frame Colour: **Golden Oak**  
Decorative Glass: **Victorian Border**



Door Colour: **Green**  
Decorative Glass: **Leaded Grid on Satin**



Door/Frame Colour: **Anthracite Grey**  
Decorative Glass: **Montana**



Door Colour: **Prussian Blue**  
Decorative Glass: **Nebraska**



# The Chirk

The beautiful Chirk offers superior good looks and instant kerb appeal. And to make a real design statement, why not pick one of our exclusive glass designs with Entropy, Paris, Impressions or Waterside glass. For those looking for some additional privacy, an integral blind unit within the glass is the perfect choice too.

FEATURE IMAGE | Door/Frame Colour: **Black** | Decorative Glass: **Paris**



Door Colour: **Bastille Blue**  
Decorative Glass: **Entropy**



Door/Frame Colour: **Anthracite Grey**  
Decorative Glass: **Paris**



Door Colour: **Aubergine**  
Decorative Glass: **Impressions**



Door/Frame Colour: **Steel Blue**  
Decorative Glass: **Waterside**



Door/Frame Colour: **Cream White**  
Decorative Glass: **Gridlite Etch**




Door Colour: **Cement Grey**  
Decorative Glass: **Simplicity**



Door/Frame Colour: **Slate Grey**  
Decorative Glass: **Nebraska**



Door Colour: **Green**  
Decorative Glass: **Venetian Blind**





# The Stirling

The Stirling half glazed door range lets the light shine in with it's striking glass panel. The sophisticated door offers a stylish curved glass design that is timeless in its appeal.

FEATURE IMAGE | Door Colour: **Thistle** | Decorative Glass: **Crystal Flowers**



Door Colour: **Prussian Blue**  
Decorative Glass: **Entropy**



Door/Frame Colour: **Anthracite Grey**  
Decorative Glass: **Paris**



Door Colour: **Duck Egg**  
Decorative Glass: **Crystal Flowers**



Door/Frame Colour: **Agate Grey**  
Decorative Glass: **Waterside**



Door/Frame Colour: **Golden Oak**  
Decorative Glass: **Classic**



Door Colour: **Canyon**  
Decorative Glass: **Victorian Border**



Door/Frame Colour: **Chartwell Green**  
Decorative Glass: **Gridlite Etch**



Door Colour: **Green**  
Decorative Glass: **Zinc Star**





# The Warwick

The Warwick three-quarter glazed door range offers maximum light to grace any home. With a choice of stylish glass from our collection, customers can offer understated elegance or a design statement to personalise their door.

FEATURE IMAGE | Door Colour: White | Decorative Glass Horizon



Door Colour: **Aubergine**  
Decorative Glass: **Entropy**



Door/Frame Colour: **Anthracite Grey**  
Decorative Glass: **Paris**



Door Colour: **Biscuit**  
Decorative Glass: **Topaz**



Door/Frame Colour: **Chartwell Green**  
Decorative Glass: **Waterside**



Door/Frame Colour: **Silver Grey**  
Decorative Glass: **Horizon**



Door Colour: **Duck Egg**  
Decorative Glass: **Gridlite Etch**



Door/Frame Colour: **Black**  
Decorative Glass: **Strand**



Door Colour: **Agate Grey**  
Decorative Glass: **Element**





# The Kilkenny

An Arts and Crafts-style door that combines beautiful decorative glazing options with traditional styling and puts the focus on the beautiful woodgrain finish of these composite doors. The Kilkenny creates an elegant but welcoming entrance.

FEATURE IMAGE | Door Colour: Silver Grey | Decorative Glass: Greenfield



Door/Frame Colour: **Anthracite Grey**  
Decorative Glass: **Oak Park**



Door Colour: **Duck Egg Blue**  
Decorative Glass: **Monterey**



Door/Frame Colour: **Cement Grey**  
Decorative Glass: **Greenfield**



Door Colour: **Thistle**  
Decorative Glass: **Topaz**



Door Colour: **Aubergine**  
Decorative Glass: **3 Lite Kensington**



Door/Frame Colour: **Agate Grey**  
Decorative Glass: **3 Lite Stipple**



Door Colour: **Red**  
Decorative Glass: **6 Lite Kensington**



Door/Frame Colour: **Cream White**  
Decorative Glass: **6 Lite Stipple**





# The Tintagel

The Tintagel door range offers traditional 1930's styling with all the modern-day properties expected of a beautiful composite door. The Tintagel door top section has decorative glazing panels that create visual interest and welcoming light into your home too.

FEATURE IMAGE | Door Colour: **Pashmina** | Decorative Glass: **Monteray**



Door Colour: **Prussian Blue**  
Decorative Glass: **Monteray**



Door/Frame Colour: **Golden Oak**  
Decorative Glass: **Topaz**



Door Colour: **Canyon**  
Decorative Glass: **Crystal Flowers**



Door/Frame Colour: **Chartwell Green**  
Decorative Glass: **Paris**



Door/Frame Colour: **Agate Grey**  
Decorative Glass: **Numbers**



Door Colour: **Teal**  
Decorative Glass: **Leaded Grid on Satin**



Door/Frame Colour: **Slate Grey**  
Decorative Glass: **Zinc Star**



Door Colour: **Duck Egg**  
Decorative Glass: **Victorian Border**





# The Conwy

The Conwy door range offers superior clean lines combining both modern and traditional aesthetics in one door. With a choice of beautiful colour and glass options, the door can be personalised to suit any home.

FEATURE IMAGE | Door Colour: Golden Oak | Decorative Glass: Topaz



Door Colour: **Teal**  
Decorative Glass: **Topaz**



Door/Frame Colour: **Agate Grey**  
Decorative Glass: **Paris**



Door Colour: **Chartwell Green**  
Decorative Glass: **Oak Park**



Door/Frame Colour: **Anthracite Grey**  
Decorative Glass: **Michigan**



Door/Frame Colour: **Rosewood**  
Decorative Glass: **Leaded Grid on Satin**



Door Colour: **Cream White**  
Decorative Glass: **Victoriana**



Door/Frame Colour: **Silver Grey**  
Decorative Glass: **Victorian Border**



Door Colour: **Chilli Red**  
Decorative Glass: **Edwardian**





# The Balmoral

The Balmoral door range is a fully glazed door providing maximum light into your home. The scale of the glazing panel provides a dramatic focal point to your home as well as letting the light in. With a large choice of glass designs available, you can make a real design statement.

FEATURE IMAGE | Door Colour: White | Decorative Glass: Panache



Door/Frame Colour: **Anthracite Grey**  
Decorative Glass: **Aurora**



Door Colour: **Teal**  
Decorative Glass: **Panache**



Door/Frame Colour: **Cream White**  
Decorative Glass: **Impressions**



Door Colour: **Deep Lead**  
Decorative Glass: **Entropy**



# The Alnwick



The Alnwick door range offers both modern and traditional aesthetics in one door. With a choice of tasteful colours and glass options to suit, make your house a home with the Alnwick.

FEATURE IMAGE | Door/Frame Colour: **Prussian Blue** | Decorative Glass: **Topaz**



Door/Frame Colour: **Anthracite Grey**  
Decorative Glass: **Topaz**



Door Colour: **Black**  
Decorative Glass: **Waterside**



Door/Frame Colour: **Chartwell Green**  
Decorative Glass: **Panache**



Door Colour: **Canyon**  
Decorative Glass: **Victorian Border**



# The Carrickfergus

The Carrickfergus is a simple and understated door that you can style in a number of ways to create your own look. Choose Art Deco-style glazing to create a heritage look or choose less detail for a superb contemporary appearance.

FEATURE IMAGE | Door/Frame Colour: Chartwell Green | Decorative Glass: Victorian Border



Door Colour: **Prussian Blue**  
Decorative Glass: **Oak Park**



Door/Frame Colour: **Slate Grey**  
Decorative Glass: **Monterey**



Door Colour: **Canyon**  
Decorative Glass: **Element**



Door/Frame Colour: **Irish Oak**  
Decorative Glass: **Victorian Border**



# The Harlech



A twist on the Carrickfergus, the Harlech is a more dramatic design with a bold central glazing panel that gives great kerb appeal in a traditional design. The range of colours and glazing designs means you can personalise the style to achieve the look you want.

FEATURE IMAGE | Door Colour: **Black** | Decorative Glass: **Oak Park**



Door/Frame Colour: **Golden Oak**  
Decorative Glass: **Oak Park**



Door Colour: **Olive**  
Decorative Glass: **Monterey**



Door/Frame Colour: **Agate Grey**  
Decorative Glass: **Element**



Door Colour: **Duck Egg**  
Decorative Glass: **Victorian Border**



# The Braemar 1, 2 or 3

The Braemar door collection offers traditional country styling with an additional twist: a beautiful diamond-shape glazing panel that makes a true design statement. With a choice of one to three diamonds available, you can be as bold or as understated as you like.

FEATURE IMAGE | Door/Frame Colour: **Agate Grey** | Decorative Glass: **Crystal Flowers**



Door/Frame Colour: **Chartwell Green**  
Decorative Glass: **Bullseye**



Door Colour: **Pashmina**  
Decorative Glass: **Victorian Border**



Door/Frame Colour: **Anthracite Grey**  
Decorative Glass: **Majestic**



Door Colour: **Prussian Blue**  
Decorative Glass: **Dorchester**



# The Ludlow



The Ludlow door range offers a modern fresh approach which is available in both a cottage or flush slab design. Ideal for homeowners wanting a striking contemporary door design, or for customers wanting something a little more traditional. the Ludlow door range offers superb flexibility and design possibilities.

FEATURE IMAGE | Door/Frame Colour: Golden Oak/Anthracite Grey | Decorative Glass: Victorian Border



Door/Frame Colour: **Golden Oak**  
Decorative Glass: **Crystal Flowers**



Door Colour: **Deep Lead**  
Decorative Glass: **Montana**



Door/Frame Colour: **Chartwell Green**  
Decorative Glass: **Victorian Border**



Door Colour: **Aubergine**  
Decorative Glass: **Michigan**



## The Malahide 1, 2, 3 or 4

The Malahide door range is the ultimate in contemporary door styling. Suitable for homeowners wanting to achieve on-trend aesthetics, the Malahide door offers a large range of glazing options and glazing positions to suit the most discerning homeowner.

FEATURE IMAGE | Door Colour: Prussian Blue | Decorative Glass: Vetro



Door/Frame Colour: **Anthracite Grey**  
Decorative Glass: **Vetro**



Door Colour: **Red**  
Decorative Glass: **Victorian Border**



Door/Frame Colour: **Rosewood**  
Decorative Glass: **Finesse**



Door Colour: **Silver Grey**  
Decorative Glass: **Aurora**



# The Pembroke



The Pembroke door range once more delivers a truly contemporary door with its modern-day sleek design. The Pembroke door is the perfect solution for customers seeking a contemporary door but with some additional light. A choice of glass options is available to personalise the door while still controlling the door privacy.

FEATURE IMAGE | Door Colour: **Deep Lead** | Decorative Glass: **Serenity**



Door/Frame Colour: **Irish Oak**  
Decorative Glass: **Victorian Border**



Door Colour: **Deep Lead**  
Decorative Glass: **Utah**



Door/Frame Colour: **Agate Grey**  
Decorative Glass: **Serenity**



Door Colour: **Cement Grey**  
Decorative Glass: **Laguna**



# The Blair

The Blair door range offers contemporary styling with a beautiful glazing panel to let in light and make a real statement. The glass panel is available in a choice of styles and can be positioned either left, right or in the centre of the door.

FEATURE IMAGE | Door Colour: **Rosewood** | Decorative Glass: **Crosswalk**



Door Colour: **Chilli Red**  
Decorative Glass: **Topaz\***



Door/Frame Colour: **Anthracite Grey**  
Decorative Glass: **Etch Squares**



Door Colour: **Biscuit**  
Decorative Glass: **Simplicity**



Door/Frame Colour: **Agate Grey**  
Decorative Glass: **Crosswalk\***



# The Durham



A chic contemporary door design with a central glazed area that adds visual interest, wide horizontal panel detailing and a smooth finish that exudes sophistication. Choose a contemporary shade to stand out or a classic colour for understated appeal.

FEATURE IMAGE | Door Colour: Black | Decorative Glass: Mystify



Door/Frame Colour: **Silver Grey**  
Decorative Glass: **Salix**



Door Colour: **Aubergine**  
Decorative Glass: **Vapereux**



Door/Frame Colour: **Slate Grey**  
Decorative Glass: **Linosa**



Door Colour: **Olive**  
Decorative Glass: **Mystify**



# The Dunluce

A stunning contemporary yet timeless door with a full length glazed panel that lets in natural light without compromising privacy. The contemporary panel detailing and sleek smooth finish help deliver the best in modern-door aesthetics.

FEATURE IMAGE | Door/Frame Colour: Anthracite Grey | Decorative Glass Strand



Door Colour: **Thistle**  
Decorative Glass: **Horizon**



Door/Frame Colour: **Agate Grey**  
Decorative Glass: **Element**



Door Colour: **Prussian Blue**  
Decorative Glass: **Laguna**



Door/Frame Colour: **Silver Grey**  
Decorative Glass: **Strand**



Door/Frame Colour: **Steel Blue**  
Decorative Glass: **Salix**



Door Colour: **Pashmina**  
Decorative Glass: **Vapereux**



Door/Frame Colour: **Cement Grey**  
Decorative Glass: **Linosa**



Door Colour: **Bastille Blue**  
Decorative Glass: **Mystify**





# The Caerphilly

The ever-popular Caerphilly design is one not to go unnoticed.  
Available in any RAL colour.

FEATURE IMAGE | Door/Frame Colour: Silver Grey/Anthracite Grey | Decorative Glass: Laguna



Door Colour: **Bastille Blue**  
Frame Colour: **Anthracite Grey**



Door/Frame Colour: **Agate Grey**  
Decorative Glass: **Difuso**



Door Colour: **Teal**  
Decorative Glass: **Etched Lines**



Door/Frame Colour: **Chartwell Green**  
Decorative Glass: **Laguna**

# The Inverary



The most sought-after design. Same as the Caerphilly but grained.  
Our TriSYS® cassette will complete the look.

FEATURE IMAGE | Door/Frame Colour: Irish Oak/Anthracite Grey



Door/Frame Colour: **Golden Oak**



Door Colour: **Irish Oak**  
Frame Colour: **Anthracite Grey**



Door/Frame Colour: **Rosewood**



Door/Frame Colour: **Slate Grey**





# The Lancaster

Who says you have to add glass to create the perfect door.  
Get the perfect contemporary look with a fancy dual colour.

FEATURE IMAGE | Door/Frame Colour: Aubergine/Black | Decorative Glass: Etched Lines



Door/Frame Colour: **Anthracite Grey**  
Accent Colour: **Teal**



Door/Frame Colour: **Slate Grey**



Door/Frame Colour: **Cement Grey**  
Decorative Glass: **Difuso**



Door/Frame Colour: **Prussian Blue/Anthracite**  
Decorative Glass: **Etched Lines**

# The Ross



Just like our Lancaster but with a grained finish.  
Want to let some natural light in? Choose from our vast glass range,  
adding a TrSYS<sup>®</sup> cassette to complete the look

FEATURE IMAGE | Door/Frame Colour: Golden Oak



Door/Frame Colour: **Anthracite Grey**  
Accent Colour: **Golden Oak**



Door/Frame Colour: **Rosewood**



Door Colour: **Irish Oak**  
Frame Colour: **Anthracite Grey**



Door/Frame Colour: **Golden Oak**





# The Raglan

This sleek, modern design is manufactured with our state-of-the-art machinery, etching the door to give you a more desired look.

FEATURE IMAGE | Door/Frame Colour: Anthracite Grey



Door/Frame Colour: **Slate Grey**  
Accent Colour: **Chilli Red**



Door/Frame Colour: **Anthracite Grey**



Door/Frame Colour: **Steel Blue**  
Decorative Glass: **Difuso**



Door/Frame Colour: **Aubergine/Anthracite**  
Decorative Glass: **Laguna**

# The Cawdor



This popular design is also offered in our grained finish. Make it personal to you with a choice of single or accent colour options and you'll be the talk of the neighbourhood!

FEATURE IMAGE | Door/Frame Colour: **Slate Grey** | Accent Colour: **Irish Oak**



Door/Frame Colour: **Slate Grey**  
Accent Colour: **Irish Oak**



Door Colour: **Golden Oak**  
Frame Colour: **Anthracite Grey**



Door/Frame Colour: **Rosewood**



Door/Frame Colour: **Irish Oak**





# The Rochester

This unique, stylish design is manufactured to give the look of aluminium with all the benefits of our composite door.  
Available in any RAL colour.

FEATURE IMAGE | Door/Frame Colour: Cement Grey



Door/Frame Colour: **Anthracite Grey**  
Accent Colour: **Bastille Blue**



Door/Frame Colour: **Silver Grey**



Door/Frame Colour: **Agate Grey**  
Decorative Glass: **Difuso**



Door/Frame Colour: **Teal/Anthracite Grey**  
Decorative Glass: **Sticks**

# The Kylemore



The same design as the Rochester, available with a grained finish for a more traditional feel.  
Add our TriSYS® cassette to complete the look.

FEATURE IMAGE | Door/Frame Colour: Anthracite Grey | Accent Colour: Irish Oak



Door/Frame Colour: **Anthracite Grey**  
Accent Colour: **Golden Oak**



Door Colour: **Irish Oak**  
Frame Colour: **Anthracite Grey**



Door/Frame Colour: **Golden Oak**



Door/Frame Colour: **Rosewood**





# Custom Etch Letters and Numbers

The ODL range of Custom Etch Letters and Numbers is available in a range of 4 standard styles (and 5 typefaces) ranging from traditional to contemporary and make a striking statement whether used in the door glass itself or in the sidelights/toplights.

We offer standard sizes for many of our most popular door configurations and also offer a custom size service for use in Toplights, Sidelights and for other door glass sizes.

Our range of styles have clear numbers on a sandblasted background, but negative versions with sandblasted characters on a clear background are available.

All our custom etch designs are produced using sandblast techniques and with our computer designed 'resist' cutter, we can ensure perfectly created letters and numbers every time.

Once the design is created, it is then incorporated within a high performance insulated glass unit using warm edge spacer and low E glass. For sidelights and areas where extra security may be required, we also offer the range in our security+laminated glass units.

Door: Collingwood | Glass Design: Style F | Font Style: Dekar



The East Waterloo 1  
The East Waterloo 3



The West Waterloo 1  
The West Waterloo 3



The Collingwood



The Brunswick



The Langton

# Style Options



Style A

Font Style: Bodoni



Style B

Font Style: Bodoni



Style C

Font Style: Bodoni



Style A

Font Style: Bodoni

## Font Options

### Bodoni

0123456789 ABC abc

### Dekar

0123456789 ABC abc

### Franklin

0123456789 ABC abc

### Ink

0123456789 ABC abc

WILL?W 0123456789 ABC

Door: West Waterloo 1 | Glass Design: Style C | Font Style: Ink



The Trafalgar Square



The Trafalgar



The Sandon



The Deco George

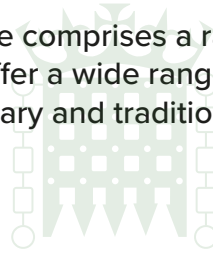


The Wellington  
The Moderne Victoria



# Obscured Glass

Our 'Obscured' glass range comprises a range of unique patterned glass designs that offer a wide range of choice for both contemporary and traditional doors.



Door Style	Rain	Cathedral	Pinpoint	Satin
Bramley	■		■	■
Brunswick	■	■	■	■
Canning	■		■	■
Coburg		■	■	■
Collingwood	■	■	■	■
Dalton	■			
Deco Duke				■
Deco George	■	■	■	■
Deco Stanley				■
East Waterloo 1	■	■	■	■
East Waterloo 3	■	■	■	■
Gladstone	■	■	■	■
Hornby	■	■	■	■
Moderne Albert				■
Moderne Alexandra	■	■	■	■
Moderne Nelson				■
Moderne Victoria	■	■	■	■
Salisbury 2	■	■	■	■
Salisbury 4	■	■	■	■
Sandon				■
Trafalgar	■			■
Trafalgar Square				■
Wellington	■	■	■	■
West Waterloo	■	■		■



Rain



Cathedral



Pinpoint



Satin



Arctic



Autumn



Chantilly



Charcoal Sticks



Digital



Everglade



Flemish



Florielle



Pelerine



Stippolyte



Sycamore



Taffeta



Contora



Cotswold



Mayflower



Minster

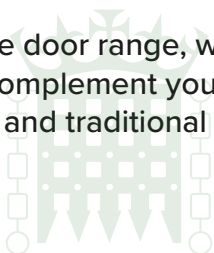
## Obscured Glass

Our door collection can also be supplied from a selection of Pilkington patterned glass options. The range is perfectly suited for allowing light into your property as well as creating your preferred level of privacy.

# Sidelight Options



Alongside our extensive door range, we offer a full set of GRP side panel options to complement your door choice. We offer these in both contemporary and traditional styles with glazing to match.



Solid



Slane 2



Slane 4



Beaumaris



Warwick



Blair



Full Glazed



Mid Glazed





Designed with both functionality and aesthetics in mind, our premium Door Furniture range, delivers a consistently high quality & combines stylish looks with elegant ergonomic design and a choice of finishes.

## Feature and Benefits

- Part of a fully suited range of hardware.
- Eight finishes available - White, Chrome, Gold, Satin Silver, Flint, Tungsten and Antique Black.
- 10 year surface guarantee on powder coated finishes, 5 year guarantee on plated finishes.



The Yale Platinum 3 Star Cylinder is a Kitemarked Anti-Snap security product to provide maximum security against known cylinder attack methods. It is independently tested by BSI to be awarded the 3 star accreditation.

## Features and Specifications

- TS007 2014 3 star approved.
- BSEN 1303:2005 approved.
- Anti-snap, sacrificial front section.
- Anti-pick, anti-bump, anti-screw, anti-pull and anti-drill.
- Superior strength, superior protection.
- Horizontal keyway.
- Flat reversible dimple key.
- Key card for easy code identification and key duplication.




The 3D Composite Door Hinge offers the unbeatable combination of innovation and quality. The 3D Hinge is easily adjusted in all planes ensuring perfect door alignment for years of trouble-free operation. To give peace of mind the hinge is supported by a 10 year guarantee.

- A butt hinge with full 3D adjustment for a perfect door fit.
- Simultaneous vertical adjustment across all hinges which ensures even load distribution.
- All finishes UV rated.
- Available in a range of colours.
- Guarantee\* - 10 years for mechanical.

# Frame Specification




Horizontal Cross Section - Inward opening\*




44mm - Option X

Product	Dim. A
Composite frame LSW018	67mm

Product	Dim. B
Composite frame LSW018	67mm



Low Threshold and Half Tray  
Threshold Height: 33mm



Low Threshold and Full Tray  
Threshold Height: 33mm





# Technical Specifications

## The Capstone 44mm Door

Manufactured using grained and smooth 2mm thick impact resistant GRP SMC skins and are available in a wide variety of styles and colours including wood stains. Stiles and Rails are manufactured from a water-resistant pure PVC polymer and reinforced using LVL (laminated veneered lumber) timbers with a minimum v.



The SMC skins and sub frame door assembly are fully bonded using a Urethane Adhesive Resin. The door is filled with CFC-Free Polyurethane foam, a superb insulation material which vastly reduces the transfer of heat through the door. With a density 44.5 - 45.5 kg/m<sup>3</sup> this provides insulation that as part of a doorset assembly achieve a U value as low as 0.8 W/m<sup>2</sup>K.

## Security

The door slab along with the glazing system are major components of any doorset. The Capstone slab using the SecureDesign board reinforcing and coupled with the ODL glazing cassette systems is a proven combination for achieving a security level to PAS24:2016 the industries enhanced security standard which is a requirement to achieve certification for secured by Design the police initiative to protect against unlawful entry of a property and Document Q of the Building Regulations.



The Capstone door slab is manufactured as part of the BM Trada Q-Mark scheme for quality, allowing us to have full traceability for all factory processes.


## Glazing and Ancillary Options

Frames: Glazing cassettes used to frame our glass are fully de-glazeable should there be need to change the glass design.



## Dentil Shelf (Trafalgar Square)

Architecturally-correct to enhance the look of the Craftsman style door. Screw-fixed into the SecureDesign board and supplied with matching screw hole covers.



## Glass

All the double and triple glazed units used in our doors are manufactured to the highest standard and come with recognised accreditations for performance, strength and thermal efficiency.

All units are made with toughened glass which is up to 5 times stronger than ordinary annealed glass and complies with EN12150, the International standard for safety glass.

For an enhanced security option, glazing options can be supplied with an upgrade where the outer pane of toughened glass is replaced with 6.8mm laminated glass comprising of two sheets of annealed glass bonded together with a vinyl plastic interlayer which eliminates any attempt to break through when under attack.

All sealed units are manufactured to the BS EN1279, a standard which guarantees the quality of components and most importantly the seal, which comes with a manufacturer's 10 - year warranty.

	Maximum Width	Minimum Width	Maximum Height	Minimum Height
All door designs with the exception below	904mm	682mm	2013mm	1913mm
Brunswick Collingwood Dalton Deco Duke Deco George Deco Stanley East Waterloo Gladstone Harrington Langton Lansing Salisbury Sandon West Waterloo	904mm	740mm (720mm if using a 35mm backset lock)	2013mm	1913mm
Coburg	904mm	790mm (770mm if using a 35mm backset lock)	2013mm	1913mm
Trafalgar Trafalgar Square	904mm	814mm	2013mm	1913mm
Moderne Albert Moderne Alexandra Moderne Victoria	904mm	740mm	2013mm	1913mm
Canton Flint Howell Monroe	904mm	682mm	2013mm	1913mm
Side Panels	350mm	327mm	2013mm	1913mm

## Care & Maintenance

To keep your door in great condition, there is minimal requirement for maintenance. Frequency may depend on surrounding conditions such as a coastal location or nearby industrial activities.

The following steps should be used as a guide:

- Door frames should be washed with warm soapy water, stubborn stains can be removed using specialist PVC-u cleaners and by following the manufacturers' guidelines.
- The door leaf should only be cleaned using warm water or non-aggressive composite door wipes. No solvent-based or abrasive products should be used at any time.
- Glass surfaces should be cleaned with warm soapy water and or a proprietary glass cleaner.
- Hardware can be wiped clean. No harsh chemicals or abrasives should be used as this will damage any protective coating.
- Moving parts should be lubricated with a light engineering oil.
- Maintenance of the door may be required to maintain any guarantees from the installer.

## Certification

The Capstone door slab is manufactured as part of the BM Trada Q-Mark scheme allowing us to have full manufacturing traceability.

Capstone and ODL Europe operate certified management systems to ISO 9001 and ISO 14001 and are members of the ACDM (Association of Composite Door Manufacturers). All timbers used in the manufacturing of the Capstone door slab are subject to FSC® chain of custody ensuring they are from sustainable sources.

